


# VDE/200 Video Display Extender



## THE ULTIMATE IN HIGH PERFORMANCE VIDEO IMAGE AND AUDIO TRANSPORTATION

### VIDEO DISPLAY EXTENSION SYSTEM FOR GRAPHIC WORKSTATIONS

The VDE/200 Video Display Extension System allows you to remote a keyboard, monitor, mouse, and peripherals from a workstation long distances (up to 10,000 feet), without loss of resolution. Using multi-mode fiber optic technology, the VDE/200 is commonly used in areas where space is at a premium or where data security or environmental issues dictate that a CPU be located remotely from the graphics console or projector. The VDE/200 is the only Gold Seal Approved solution for Silicon Graphics. The VDE/200 is also SPARC Verified.

Application engineers are available to discuss your requirements and quickly configure a system that matches the computer you are currently using. When selecting the appropriate system components to meet customer objectives, we carefully choose the following items:

- A video Transmitter and a video Receiver
- A Personality Module to support user desktop peripherals
- Fiber optic cabling
- Accessories such as rack mount slides and cables

### AUDIO EXTENSION SYSTEM

Used in conjunction with the VDE/200 video extender the Audio Extension System allows users to send and receive analog stereo audio, MIDI, and serial lines without increasing the fiber count. The AES delivers CD quality sound, fiber-optically, at 42,000 samples per second and 18 bit digital conversion.

### FEATURES

#### VDE/200 VIDEO EXTENSION SYSTEM

- Convenience—Access your SGI or other graphics workstation from a remote location (creative or production department, etc.) with just as crisp and clear graphics as if you were still sitting next to it.
- Improve your workstation environment—Keep fan noise and CPU maintenance interruptions restricted to the cold computer room.
- Flexible solution—Use the VDE/200 for any desired distance, from 75 to 10,000 feet. VDE/200 systems are available to transport RGB, RGB-S, RGB-HV, PS/2, USB, Audio, and most RS-232 serial formats.
- High resolution graphics—Patented automatic gain control ensures consistent, transparent operation with resolution to 2048 x 2048 pixels.
- Easy to use—Plug-and-play design with no adjustments needed. Common copper cabling connections and simple ST fiber hook-up.
- Complete system/software transparency—The VDE/200 connects directly to the video signal outputs from your processor—no digitizing, packetizing, routing, or signal reformatting is performed.
- Platform Flexible—Supports video formats for Silicon Graphics, Sun, HP, IBM, DEC, Apple, and other compatible processors.
- Data Option—System may be optionally equipped with keyboard/mouse ports and a serial port for stereo goggles, trackball, digitizing tablets, and printers.

#### VDE/200 AUDIO EXTENSION SYSTEM

- Audio—Stereo connections to microphone or line level sound is digitized and reproduced with CD precision to headphones or speakers.
- Additional Ports—Remote even more peripherals (tablets, stereo view goggles, gloves, etc.) with the VDE/200 Audio Extension System's additional serial ports.
- MIDI—Additional capabilities include a Musical Instrument Digital Interface.


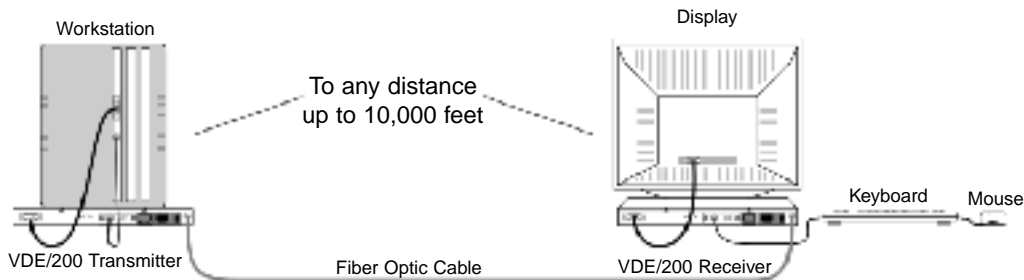
### Lantronix

15353 Barrance Parkway • Irvine, CA 92618 • USA

Tel: 949-453-3990 • 800-422-7055 Fax: 949-450-7232

[www.lantronix.com](http://www.lantronix.com)

# VDE/200 Video Display Extender



## PERSONALITY MODULES



PS/2 or SGI

## AUDIO EXTENSION SYSTEM

(used in conjunction with Video Display Extender)

### Specifications

#### Physical

Size 1.75" H x 16.625" W x 6" D

#### Connectors

Serial Port 1	DB9 & 8-pin mini-DIN
Serial Port 2	DB9 & 8-pin DIN
Serial Port 3	DB9 8-pin DIN, 8-pin mini-DIN
Audio Microphone In	3.5mm Stereo Jack
Audio Line In	3.5mm Stereo Jack
Audio Headphone Out	3.5mm Stereo Jack
Audio Line Out	3.5mm Stereo Jack
MIDI In	5-pin DIN
MIDI Out	5-pin DIN



## SPECIFICATIONS

### Model 350

Ultra-High Resolution System:

The Model 350 utilizes a patented AGC scheme and proprietary video processor ASICs and pre-amps to achieve analog bandwidth sufficient to support 2048 x 2048 pixel displays. When packaged with high performance LEDs and detectors, the Model 350 has no peer for entertainment post-production, air traffic control, medical and visual simulation applications.

## PERFORMANCE SPECIFICATIONS

Video Performance 850nm 1300nm

	850nm	1300nm
Bandwidth per Channel	10 Hz to 350 MHz	10 Hz to 350 MHz
Maximum Display Resolution	2048 x 2048 pixels	2048 x 2048 pixels
Optical Loss Budget 62.5/125 Micron	7.0 dB	5.0 dB

Sync Configurations	Sync on green, composite sync, separate H & V sync
I/O Impedance	75 Ohms
Indicators	Power (green) on front panel
Operating Temperature	25°C (77°F)
Power	
Transmitter	19 W, 100-250 VAC, 50/60 Hz
Receiver	26 W, 100-250 VAC, 50/60 Hz
Power Connectors	IEC320/CEE22 (Inlet), IEC320/CEE22 (Outlet)
Power with aes installed	Tx: 34 W Rx: 40 W
Heat Flow Rate: with aes installed	Tx: 64.8 BTU/hr Rx: 88.7 BTU/hr Tx: 116 BTU/hr Rx: 136.5 BTU/hr
Dimensions	
Transmitter	1.72"H x 15.82"W x 14.0"D (44 x 402 x 356 mm)
Receiver	1.72"H x 15.82"W x 16.0"D (44 x 402 x 406 mm) 19" Rack Mount Kit Available (occupies one rack unit)
Weight	
Transmitter	10 lbs (4.5 Kg)
Receiver	11 lbs (5 Kg)
Shipping	22 lbs (10Kg) per system

sgt

SILICON  
GRAPHICS  
ENGINEERING  
PROGRAM  
Gold Seal Approval

Sun  
SUN MICROSYSTEMS  
DATAQUEST DEVELOPER

HEWLETT  
PACKARD  
CHANNEL PARTNER

Warranty: 12 months from date of purchase.  
Extended warranties available.